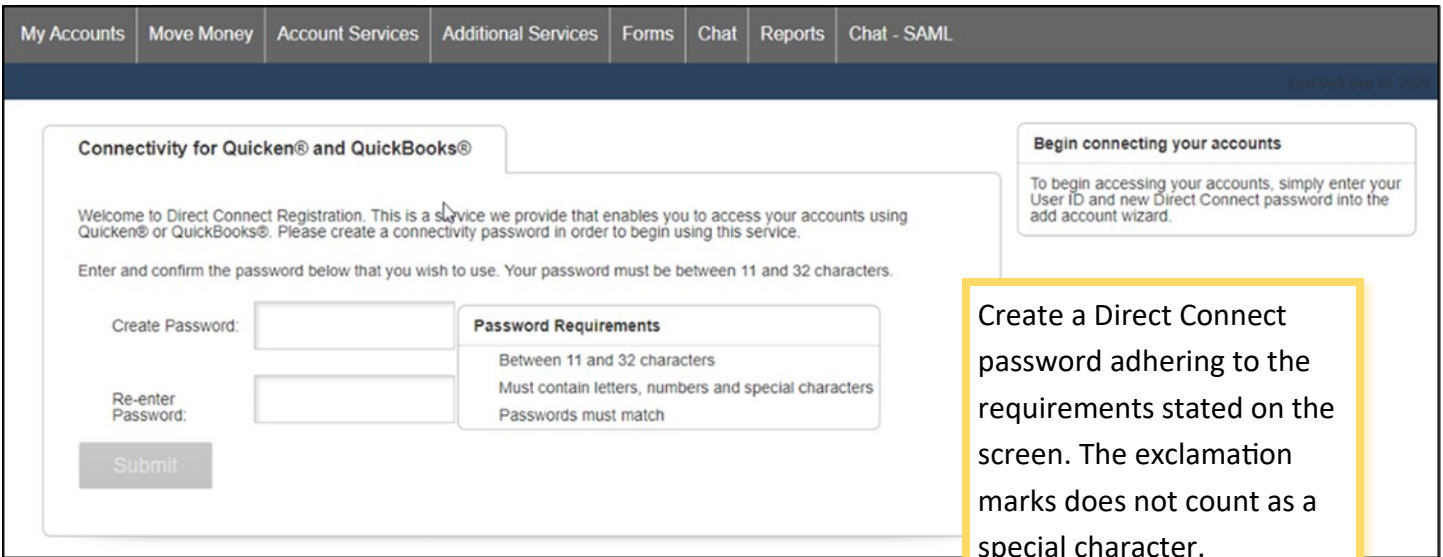
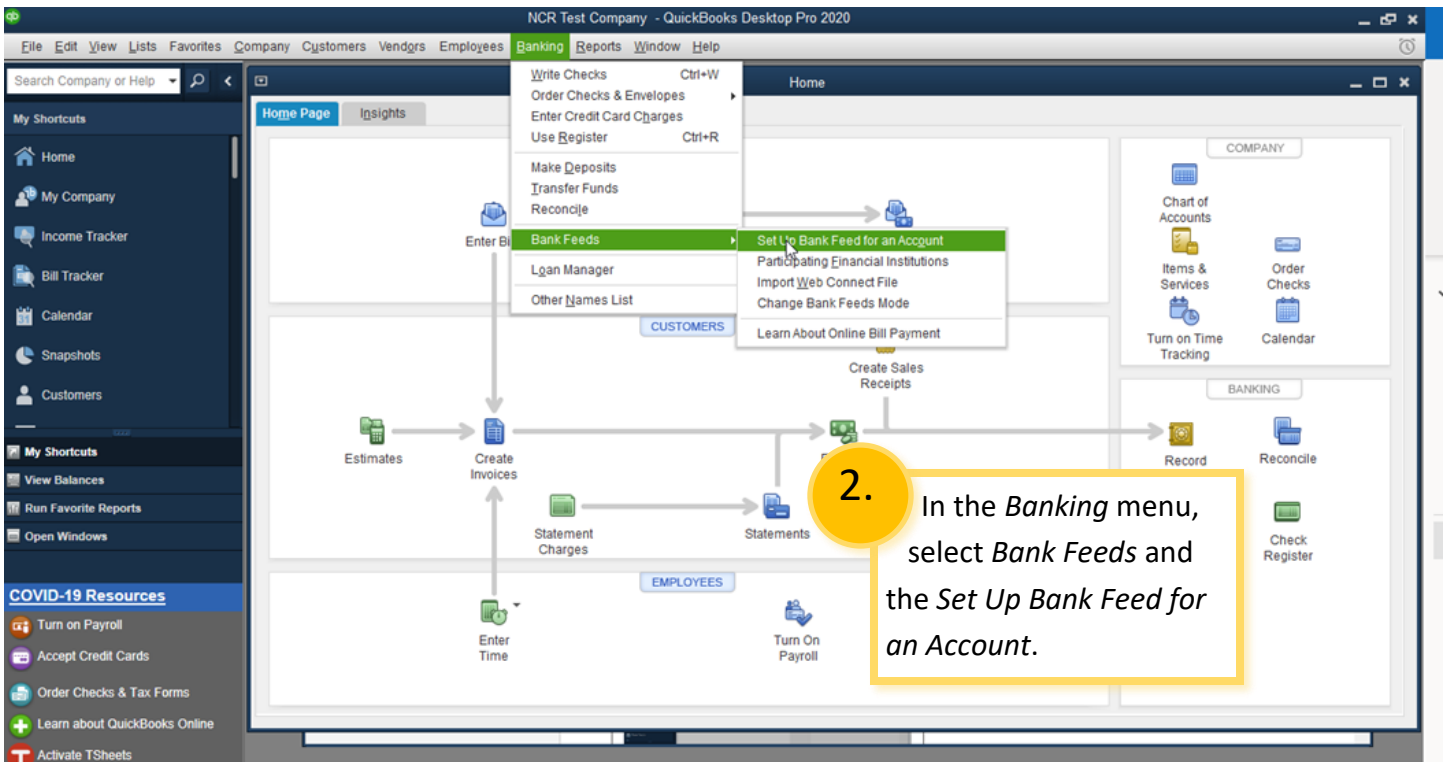


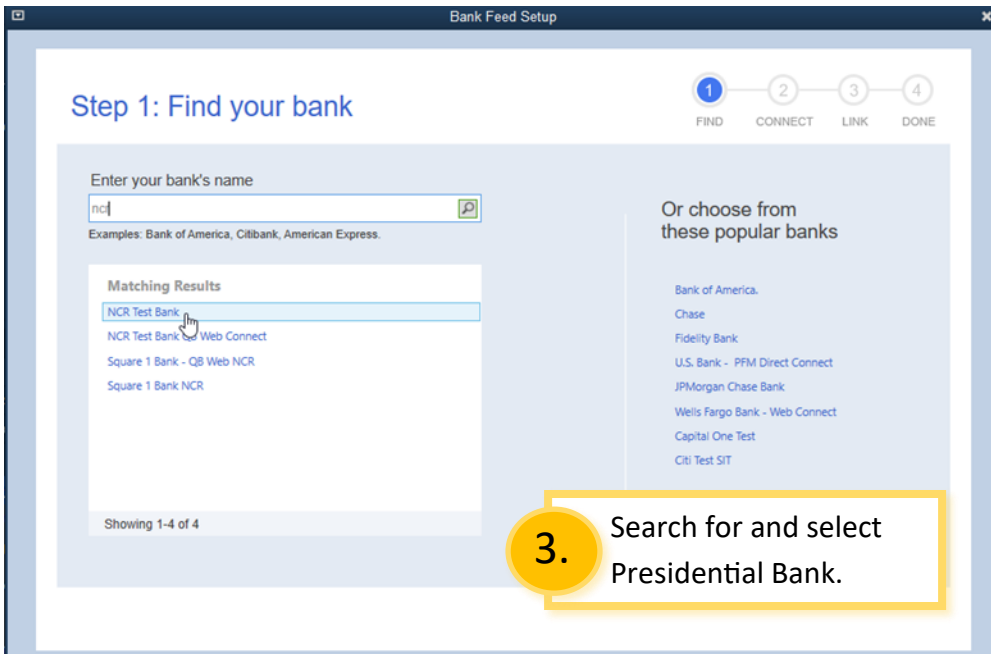
Registering to use Direct Connect for Business is simple. Just follow these instructions and make your business accounting even easier.

1. Log into Business Banking and select “Connectivity for Quicken and QuickBooks” in the *additional services* menu.



Once you click on submit, you'll receive an email confirmation. Now go to the Banking menu.





Bank Feed Setup

Step 1: Find your bank

1 FIND 2 CONNECT 3 LINK 4 DONE

Enter your bank's name

nc

Examples: Bank of America, Citibank, American Express.

Matching Results

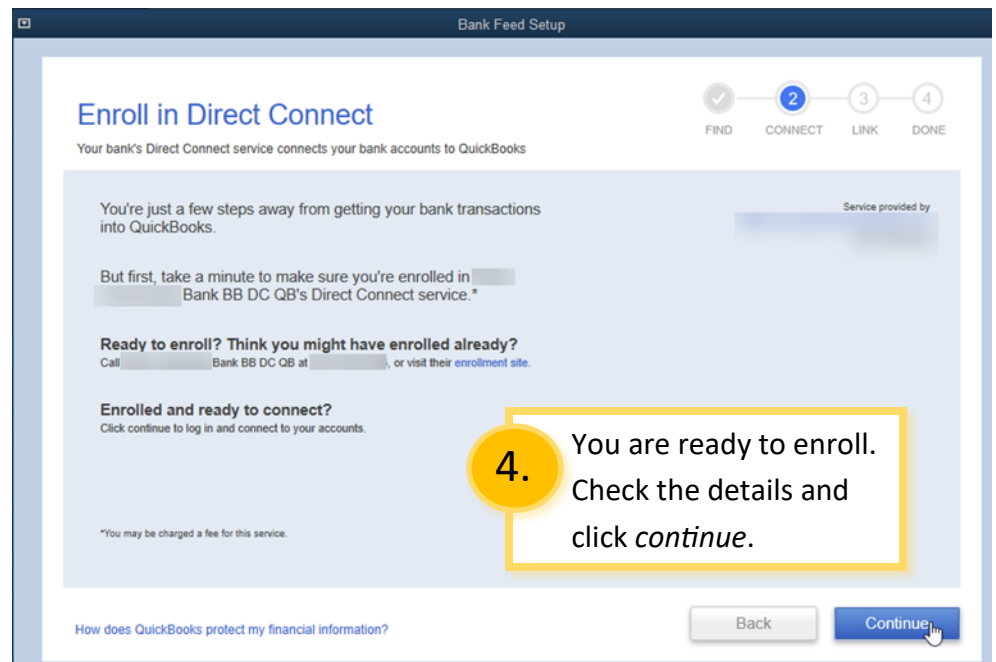
- NCR Test Bank
- NCR Test Bank - Web Connect
- Square 1 Bank - QB Web NCR
- Square 1 Bank NCR

Showing 1-4 of 4

Or choose from these popular banks

- Bank of America
- Chase
- Fidelity Bank
- U.S. Bank - PFM Direct Connect
- JPMorgan Chase Bank
- Wells Fargo Bank - Web Connect
- Capital One Test
- Citi Test SIT

3. Search for and select Presidential Bank.



Bank Feed Setup

Enroll in Direct Connect

1 FIND 2 CONNECT 3 LINK 4 DONE

Your bank's Direct Connect service connects your bank accounts to QuickBooks

You're just a few steps away from getting your bank transactions into QuickBooks.

Service provided by

But first, take a minute to make sure you're enrolled in Bank BB DC QB's Direct Connect service.*

Ready to enroll? Think you might have enrolled already?

Call Bank BB DC QB at [redacted], or visit their enrollment site.

Enrolled and ready to connect?

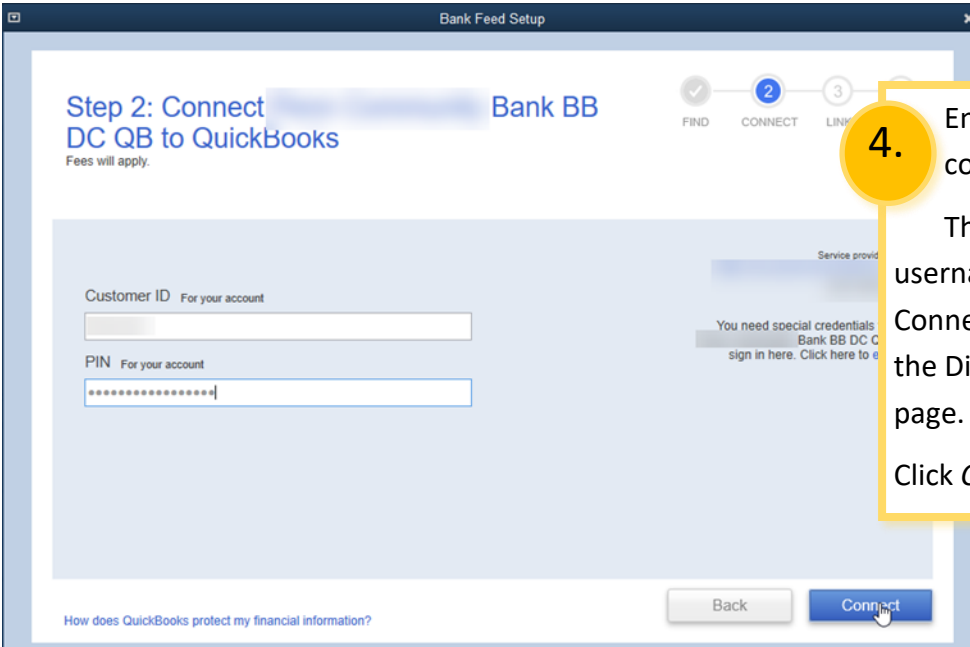
Click continue to log in and connect to your accounts.

*You may be charged a fee for this service.

How does QuickBooks protect my financial information?

Back Continue

4. You are ready to enroll. Check the details and click *continue*.



Bank Feed Setup

Step 2: Connect **Bank BB**
DC QB to QuickBooks
Fees will apply.

Customer ID For your account

PIN For your account

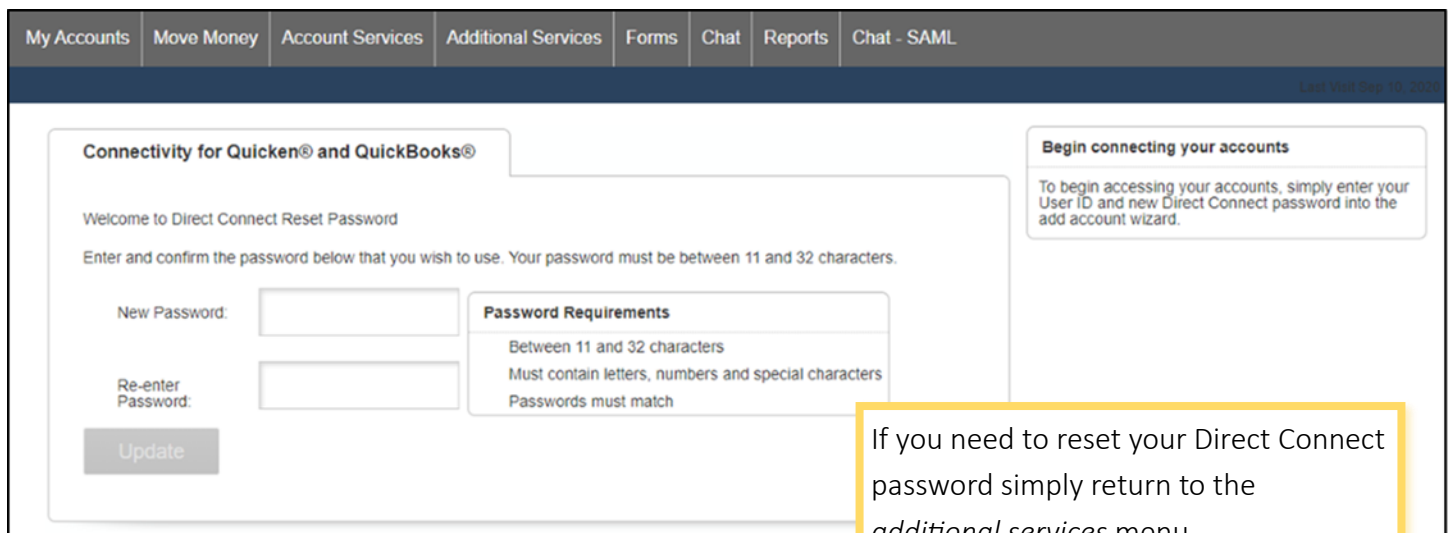
Back Connect

4.

Enter your ID and PIN and click connect.

The ID is the Business Banking username and your PIN is the Direct Connect password you created on the Direct Connect registration page.

Click *Connect*.



My Accounts Move Money Account Services Additional Services Forms Chat Reports Chat - SAML

Connectivity for Quicken® and QuickBooks®

Welcome to Direct Connect Reset Password

Enter and confirm the password below that you wish to use. Your password must be between 11 and 32 characters.

New Password: []

Re-enter Password: []

Update

Password Requirements

- Between 11 and 32 characters
- Must contain letters, numbers and special characters
- Passwords must match

Begin connecting your accounts

To begin accessing your accounts, simply enter your User ID and new Direct Connect password into the add account wizard.

If you need to reset your Direct Connect password simply return to the *additional services* menu

To learn more consult the resources at www.quicken.com or quickbooks.intuit.com.

The Presidential Bank Customer Service Center is available to serve you 8am - 10pm Monday - Friday.

800-383-6266

240-333-9059